

innerspace

THE SIMULATOR COMPANY

Title: **Safety_Health_Guideline_EN_Meta_Quest_3**

Document type: **Supplier Document**

Document ID: **SupDoc-5**

Author: Marcus Erdmann

Owner: Martin Geiger

Approver(s): Marcus Erdmann
approved at 2024-08-05 15:08 (UTC +0100)

Approval date: 2024-08-05

Effective date: 2024-08-05

Next periodic review date: 2025-08-05

SAFETY AND WARRANTY GUIDE**META QUEST 3****HEALTH AND SAFETY INFORMATION**

⚠ WARNING To reduce risk of personal injury, discomfort or property damage, please ensure that each user of your Meta Quest 3 carefully reads all warnings and instructions before use.

⚠ WARNING Keep this information for future reference. Features and available accessories for your Meta Quest may change. Visit meta.com/quest/warnings for the most current information.

■ In addition to any updated versions of warnings, this site provides an index and an accessible version in larger-sized text.

⚠ WARNING Always read and follow all warnings and instructions provided with any apps, content, or accessories that you use with your Meta Quest. Failure to do so may result in personal injury or property damage.

⚠ WARNING NOT A FAILSAFE SYSTEM. Your Meta Quest should not be used for critical or life-saving activities. Visit the Safety Center at meta.com/quest/safety-center for more information on safe use of your Meta Quest.

■ Your *Meta Quest* includes the Meta Quest 3 headset, authorized controllers, operating system, apps, and authorized charging dock, cables, power adapter, and accessories.

∞ Meta Quest 3

Reading and Using this Safety and Warranty Guide

To help you use this guide, we provide helpful boxes that you should also carefully read as part of these warnings:

- Definitions boxes for some keywords are marked with this symbol (■).
 - Information boxes provide context about our warnings, marked with this symbol (□).
 - Other sections relevant to the warning you are reading are marked with this symbol (»).
- You should also review the linked section.

TABLE OF CONTENTS

Reading and Using this Safety and Warranty Guide 3

Not for Everyone — Children and Pre-existing Conditions 5

- Not All Children are Ready for Meta Quest 5
- Pre-existing Medical Conditions 6
- Interference with Medical Devices and Restrictions in Certain Places 7

Prohibited Use 7

Getting the Right Fit 8

- Headset Adjustment 8
- Controller Adjustment 8

App and Content Selection 9

- Physical Activity 10

Your Surroundings, Activity Space and Virtual Content 10

- Limited Perception 10
- Choosing and Setting up Your Safe Activity Space 11
- Interacting With the Physical World 13

Discomfort and Other Physical Symptoms 16

Session Length and Breaks 17

Guidance and Limitations on Children’s Use 17

- Monitor and Ensure Appropriate Use 18
- Select Appropriate Content 19

Your Meta Quest 20

Meta Quest Care and Handling 21

System Alerts 22

Batteries, Charging and Temperature 23

- Batteries and Charging 23
- Temperature 24
- Keep the Charging Points and Cable Clean 25

Electric Shock 25

Repetitive Stress Injury 26

Hearing Loss 26

Contagious Conditions 26

Laser 26

Not a Medical Device 26

Not for Everyone — Children and Pre-existing Conditions

Not All Children are Ready for Meta Quest

⚠ WARNING Not recommended for use by younger or smaller-sized children or if the headset cannot be adjusted to fit properly. Not a toy. Injuries and negative effects, including muscle or eye strain, may result from children's use. Keep away from children that you determine should not use Meta Quest.



ℹ Information **Minimum Age for Accounts.** Use of Meta Quest requires an account and is subject to requirements that include a minimum age of 10 (requirements may vary by country). See meta.com/quest/terms and the parent's info page at meta.com/quest/parentinfo.

ℹ Information **Children, especially younger and smaller-sized ones.** Parents should carefully consider whether their child is ready for Meta Quest. Children's bodies tend to be less developed, so their eyes, necks, backs and strength may not allow them to use your Meta Quest comfortably or safely. They may not have sufficient strength or the headset may not fit. This is particularly true for **younger or smaller-sized children**. They may also have more intense reactions to virtual content and may have a more difficult time distinguishing virtual content from the physical world, even after they stop use. They may not read or understand warnings and instructions, or not mention blurry vision, soreness or other symptoms or discomfort.

⚠ WARNING Children's use of Meta Quest should always be supervised by an adult to reduce likelihood of injury or property damage.

- Adults should always help children:
- Read, understand and follow warnings and instructions,
- Ensure proper fit and visual clarity (**>> Getting the Right Fit**),
- Select appropriate activity spaces for use (**>> Choosing and Setting Up Your Safe Activity Space**),
- Set up virtual boundaries (**>> Choosing and Setting Up Your Safe Activity Space**),
- Select appropriate content (**>> App and Content Selection**),
- Take appropriate breaks and set time limits for use (**>> Session Length and Breaks**).
- Adults should monitor children during and after use for any of the symptoms described in these warnings (**>> Discomfort and Other Physical Symptoms**).

The section **>> Guidance and Limitations on Children's Use** has more important guidance.

Pre-existing Medical Conditions

⚠ WARNING Consult a doctor before using your Meta Quest if you are pregnant, elderly, have pre-existing binocular vision abnormalities or psychiatric disorders, or have a heart condition or other serious medical condition.

⚠ WARNING **Seizure Risk.** Virtual content may include flashes of light or patterns that may trigger seizures or other symptoms. Immediately stop use and consult a doctor if you experience severe dizziness, seizures, eye or muscle twitching, or black out while using your Meta Quest. Consult a doctor before use if you previously have had a seizure, loss of awareness or other symptoms linked to an epileptic condition.

Seizures. Some people (about 1 in 4,000) may experience severe dizziness, seizures, eye or muscle twitching, or blackouts triggered by light flashes or patterns. These symptoms may occur while watching TV, playing video games, or experiencing virtual content, even if they have never had a seizure or blackout before or have no history of seizures or epilepsy. These symptoms are more common in children and young people.

Interference with Medical Devices and Restrictions in Certain Places

- **WARNING** **Magnetic components.** Your Meta Quest contains magnets and components that emit magnetic/electromagnetic fields which could affect the operation of nearby electronics and medical devices, including cardiac pacemakers, hearing aids and defibrillators. If you have a pacemaker, hearing aid or other implanted medical device:
 - Maintain a safe distance between the medical device and your Meta Quest headset and controllers.
 - Consult a doctor or the manufacturer of your medical device before using your Meta Quest.
 - Stop using your Meta Quest if you observe interference with your medical device.
 - Follow restrictions and instructions provided in certain places to limit or avoid use of radio-electronic devices (for example, in hospitals, on airplanes, or at gas stations).

Prohibited Use

WARNING **Do not use in hazardous situations.** Never use in hazardous physical world situations, where a task requires focused attention and high coordination or precision of movement, like running or driving. Do not use while handling dangerous objects or materials, like using a knife to chop food.





WARNING **DO NOT USE WHEN IMPAIRED.** Do not use the headset when you are impaired as it may increase your susceptibility to adverse symptoms and negatively affect your motion and balance. Impairments you should avoid when deciding to use the headset include:

- Influence of alcohol or drugs;
- Hangover or upset stomach;
- Fatigue, exhaustion or sleeplessness;
- Emotional stress or anxiety or
- Infectious disease, headache, migraine, or earache.

Getting the Right Fit

Headset Adjustment

To reduce risk of discomfort—including pressure, redness, irritation, chafing, nausea, strain or other symptoms—the headset should be appropriately fitted to each user.

- Adjust headstraps to ensure comfortable headset placement. 
- Adjust distance between lenses turning the wheel at the bottom of the headset, moving the lenses to the position that provides the clearest image. 
- When properly adjusted, the headset should fit comfortably, and you should see a single, clear image. Re-check fit before resuming use to reduce risk of discomfort from any unintended changes to the headstraps or lens positions.

Discomfort and Other Physical Symptoms





Controller Adjustment

WARNING Install and use wrist straps or other authorized restraints with controllers and accessories to secure them to your wrist during use so they do not become loose projectiles (unless using an app where a stylus is appropriate and fast movement is unlikely).

Meta Quest Care and Handling

App and Content Selection

⚠ WARNING Choose your app and content carefully because


virtual content can seem very realistic.    Users may react to frightening, violent, disorienting, or anxiety-provoking content as if it were happening in the physical world. 


- If you are new to virtual content or have experienced discomfort when trying it before, start with Content and Comfort ratings generally appropriate for all users to see if an experience is right for you. For example, try content that's rated Comfortable before trying content rated Moderate, Intense, or Unrated. >> **Content and Comfort Ratings**


Content and Comfort Ratings


Content ratings may be provided by international or regional rating agencies and displayed in the Meta Quest Store. These ratings provide age recommendations and content descriptors.

Comfort ratings may be displayed in the Meta Quest Store. These can help you understand how comfortable an app is to use, and how likely it may be to cause motion sickness, depending on your needs and level of experience with virtual content.

 **Comfortable** experiences generally avoid camera movement, player motion or disorienting content and effects.

 **Moderate** experiences might incorporate some camera movement, player motion or occasionally disorienting content and effects.

 **Intense** experiences incorporate significant camera movement, player motion or disorienting content and effects.

 **Unrated** experiences are not rated, but may contain intense content. If you experience motion sickness, dizziness or other negative effects, stop the experience and try another experience rated for your comfort level.

To reduce risk of discomfort, go to meta.com/help/quest/comfort to learn more about comfort ratings and choosing appropriate content.

Physical Activity

⚠ WARNING Vigorous physical activity can lead to injuries or death, even in apparently healthy people. Before

beginning a new exercise program, consult a doctor. This is particularly important if you have been inactive, have a heart condition or have or suspect any other condition that might be worsened by exercise. .

- Consider taking more frequent breaks during strenuous activity. >> **Session Length and Breaks**
- Choose active content carefully. Activities where you move into non-seated or non-upright positions (for example, facing the ground in a push-up) or where you use other exercise equipment (for example, weights) can increase risk of injury or property damage.
- Wipe your Meta Quest dry from any sweat following use, following instructions in >> **Meta Quest Care and Handling**.

Your Surroundings, Activity Space and Virtual Content

Limited Perception

⚠ WARNING Limited vision and hearing.

The headset produces an experience that is engaging and can block your perception of your physical surroundings (sight and sound), which may expose you to hazards. Failure to use your Meta Quest's safety features increases risk of discomfort, injury or property damage.

- During use, do not hold or handle things that are dangerous, may injure you or others or may be damaged.

- Your headset limits your field of view. Use care in moving as you may not perceive something at your side.
- Remove your headset for unobstructed vision in any physical-world situation that requires attention or coordination.

Choosing and Setting up Your Safe Activity Space

 The **activity space** is the area you choose to use your Meta Quest.

⚠ WARNING Always be aware of your physical surroundings and potential hazards. Serious injury and property damage may occur if you hit objects, walls (or other structural elements), people or pets or if you trip or fall. Use caution to avoid injury. Stop using your Meta Quest or check your surroundings using Passthrough if you are unsure whether your surroundings are safe.



📍 Navigation safety features help you orient yourself in the physical world while using your Meta Quest. These features and your Meta Quest work best in a well-lit space with walls and surroundings that create different patterns for your Meta Quest's sensors to track your movement.

- **Passthrough** is a feature on your Meta Quest that uses a sensor to display your surroundings on your Meta Quest screen. The Passthrough feature helps you stay inside your activity space, maintain your virtual boundaries, and helps you navigate your physical activity space if you don't have virtual boundaries set up or if you go outside them.
- **Virtual boundaries** help you stay in your activity space to avoid collisions with objects in the physical world while you are in your virtual environment.

• **Object identification** is a feature to help you stay aware, in virtual content, of physical objects you have marked in your surroundings.

» Interacting with the Physical World

- Choose an appropriate activity space for the content you plan to use, setting it up so that you can maintain your safety. Avoid hazards (including people, pets or objects overhead) or move them out of the way. » **Hazards to Avoid.**
- Use navigation safety features to help orient you to your surroundings during use.
- Your Meta Quest may not be able to track your movement, and safety features may not work properly, in areas with undecorated plain walls, highly reflective glass or mirror walls or in areas that are poorly lit. » **Hazards to Avoid.**
- Fast or abrupt movement may cause a collision or loss of balance.
- Be aware of people or pets that could enter your activity space without you or your Meta Quest detecting their presence. Take appropriate steps before using your Meta Quest to prevent them from entering your space, especially those who may not understand that your perception is limited (for example, children).
- Consider having another person act as a spotter while you move around in virtual content.
- Use with glasses may increase risk of facial injury if you fall or hit your face.
- Use in a moving vehicle such as a car, bus, plane or train may increase your susceptibility to adverse symptoms due to variations in speed or sudden movements (» **Discomfort and Other Physical Symptoms**). It may also increase the likelihood of injury or property damage.

Hazards to Avoid. Some hazards that you should identify and avoid when setting up your activity space or using your Meta Quest include:

- Walls, doors, windows, stairs, balconies, ramps and doorways
- Furniture (like coffee tables), lamps, loose rugs and uneven flooring
- People (especially young children) and pets
- Glass or mirrored tabletops and furniture
- Liquids, open flames and sources of heat (like candles, fireplaces or heating/cooking devices)
- Ceiling fans, light fixtures and columns
- Televisions, monitors and other electronic devices



WARNING **Not recommended for use outdoors.** Using your

Meta Quest outdoors may allow additional and uncontrolled hazards to arise (for example, uneven/slippery surfaces, weather conditions and unexpected objects/vehicles/people/animals). Water and other outdoor elements may damage your Meta Quest or impair its operation. You may not be able to create a consistently safe environment. Your Meta Quest may not work properly outdoors and may not be able to track your position. Lighting conditions that are too bright or dim may prevent your Meta Quest's sensors and navigation safety features from working optimally, and may lead to tracking loss.

>> Navigation Safety Features

Interacting With the Physical World

Virtual boundaries. Follow on-screen instructions to define your activity space. Virtual boundaries do not physically stop you or others (people, pets, objects) from entering or leaving your activity space. A virtual boundary may not alert you fast enough if you are moving quickly. Set your boundaries so that you will be safe based on the content and movement you plan to use.



- The virtual boundary system does not have an overhead boundary, so choose activity spaces without overhead hazards.
- **WARNING** **Set Buffers.** If you set your virtual boundaries right next to a hazard, you could strike or touch the hazard. Keep a buffer of space of about 1 to 2 feet (30 to 60 cm) beyond the virtual boundary based on your activity, your available space and the length of your arms.
- If you are using your hands instead of controllers, virtual boundaries and other alerts may not work if your hands are not in the limited view of your Passthrough sensors.

Mixed reality. Viewing and interacting with external, physical objects or surfaces (such as a couch, wall, table, keyboard or desk) while you are using your Meta Quest is called "mixed reality." Meta Quest allows you to see a live video feed of your physical surroundings through the sensors on your headset. With mixed reality, you can see virtual objects overlaid on top of your view of your physical surroundings. For example, an app can allow you to see a virtual chessboard on top of your coffee table. In other cases, physical objects can be covered and imitated by virtual objects. For example, an app can allow you to put a virtual desk on top of your real desk, so that you can see and use your desk while in a fully immersive app.

Marking objects and object identification.

When you mark where physical objects are, your Meta Quest can identify those physical objects and enable mixed reality experiences when you transition into virtual content. Your Meta Quest cannot show physical objects that are dynamic, unmarked, or have moved since being marked.

- Mark all physical objects in your activity space and remove physical objects that you don't mark. For example, mark coffee tables end-to-end in your activity space but remove toys that you don't intend to use.

- When marking physical objects within your activity space, try to be as accurate as possible.
- From one session to another, check the accuracy of the physical world to what was marked in the previous session.
- **Passthrough.** Passthrough sensors are not as clear or wide as your natural vision. Passthrough may lag behind what is occurring in the physical world and may not accurately depict distance/ depth or colors. Be careful when using Passthrough to view your surroundings.

Take care when grasping and manipulating physical objects, whether in Passthrough or mixed reality.



Local multiplayer is a setting available in some apps that allows users to share the same virtual environment, while sharing a single activity space or physically close activity spaces.

⚠ WARNING **Coming into contact with fellow local users could cause injury, collision, or property damage.**

Select your shared spaces carefully and follow all in-app instructions and warnings in setting up and using your activity space(s).

- Each local user should check to make sure activity space(s) are set up to allow safe interactions without coming into contact with each other.
- Avoid crowding a shared activity space. Having more local users and furniture increases risk of injury.
- Use caution leaving the same shared boundaries as another user because you may not see the physical person (or their avatar) when they leave the app.

⚠ WARNING **Misunderstanding that a virtual object is physical or vice versa can lead to injury (for example, attempting to lean on a virtual table with no physical table to support or attempting to walk through a virtual couch overlaying a physical couch). Use Passthrough, stop use of your**

Meta Quest or remove your headset if you cannot tell which objects are virtual and which are physical.

Discomfort and Other Physical Symptoms

⚠ WARNING **Stop using your Meta Quest if you feel discomfort or other physical symptoms during or after use. Don't resume until you have fully recovered from discomfort or other symptoms.** If you experience ongoing symptoms while or after using your Meta Quest, avoid visually or physically demanding activities, or other activities that require unimpaired balance and hand-eye coordination until you have fully recovered. If discomfort, physical symptoms, or other after-effects continue for a prolonged period or are serious after you stop use, consult a doctor and don't resume using your Meta Quest until they say it's okay.

Examples of discomfort or other physical symptoms that may prompt you to stop use include:

- Discomfort or pain, particularly in the head, eyes, shoulders, neck, back or chest
- Seizures, loss of awareness, or involuntary movements
- Motion sickness (» **Motion Sickness**), dizziness, disorientation, impaired balance or impaired hand-eye coordination; unusual sweating; increased salivation; nausea; feeling faint or lightheaded
- Eye strain, eye or muscle twitching, altered, blurred, or double vision or other visual abnormalities
- Shortness of breath or heart palpitations
- Feeling tired
- Pressure or chafing, itching or irritation, lasting changes in skin appearance, swelling or unusual hair loss, or other skin discomfort

■ Motion Sickness (visually induced motion sickness, or VIMS) may arise in connection with using your Meta Quest. When it happens it should be temporary. Content selection and breaks and shorter session length can help you reduce VIMS.

» **App and Content Selection;**
» **Session Length and Breaks**

Session Length and Breaks

⚠ WARNING Extended use without adequate breaks may increase risk of injury, discomfort, adverse effects, or property damage. Remove your headset and stop use if you feel discomfort and don't use again until discomfort is gone.

- Ensure that your use does not interfere with activities of daily life.



■ Time and breaks. Take regular breaks when using your Meta Quest. Start with short use sessions and long breaks when you are using a new headset or new content. For example, when you begin using your Meta Quest start with a maximum use period of 30 minutes plus a break of 15 minutes. Increase the amount of time using your Meta Quest gradually as you grow accustomed to the experience. Different people may need different session and break durations.

Guidance and Limitations on Children's Use

Parents should read and explain this section to their children, along with » **Not All Children are Ready for Meta Quest.**

■ Children's Development and Virtual Content. Children using virtual content and systems face some risks, particularly children who are younger in age or smaller-sized. Ensuring proper fit (» **Getting the Right Fit**) can reduce some of these risks.

» **Minimum Age for Accounts.**

- **Body size, strength and movement patterns.** Children typically have smaller head sizes and reduced neck strength compared to adults. The smaller or younger a child is, the heavier the headset may feel. This means that movement, particularly neck movement, requires more effort for these children compared with adults. Additionally, children tend to use their whole bodies while in virtual content, which could result in neck, back and leg strain, especially after intense or prolonged use.
- **Eyes.** The distance between a child's pupils (called interpupillary distance, or IPD) may be smaller than the distance between the parts of your headset's lenses that help focus (called interaxial distance, or IAD). If the lenses cannot be adjusted to fit your child (» **Getting the Right Fit**), there is a greater risk of symptoms such as eye strain, blurry vision, headaches or nausea. Younger children's visual systems are still developing and may be negatively impacted by using virtual content.
- **Seizures.** Underlying seizure conditions may be discovered with children's use of virtual content. » **Seizure Risk and Seizures**
- **Understanding reality.** Younger children may have difficulty understanding that virtual experiences are not happening in the physical world. They may respond both physically and psychologically based on what they experience in the virtual world.

Monitor and Ensure Appropriate Use

- Prolonged use by children should be avoided, as this could negatively impact hand-eye coordination, balance or multi-tasking ability, or create other risks of injury/negative effects.

- Limit time children spend using your Meta Quest overall. Consider setting daily and weekly limits.
- Ensure that children take breaks during use. Younger children should take more frequent, longer breaks. » **Session Length and Breaks**
- Ensure that children's use is appropriate in terms of content selection and session length, and does not interfere with activities of daily life.
- Children may not draw virtual boundaries correctly and may not stay within virtual boundaries when using virtual content. Parents should help their children draw virtual boundaries (helping move furniture if needed) and ensure they stay in them.

Screen time features are available at the Meta Family Center, where you can monitor and choose children's content selections and their length of use.

Select Appropriate Content

- Adults should be closely involved in app and content selection for children.
- Avoid exposing them to inappropriate content.

Children and content. Virtual content is immersive, and some apps can be intense, scary, violent, or anxiety-provoking. Mixed reality can also cause intense reactions. Younger children may confuse virtual and physical worlds when using virtual content. Some apps or content may be inappropriate for children. » **App and Content Selection**

- Content that requires a lot of head/neck and body movement can be challenging for children. For smaller-sized children, choose seated or standing content that requires few rapid head/neck/body movements. Use information available at the Meta Quest Store to choose content appropriate to their physical abilities and gaming experience level.

- Monitor children for signs of neck or body strain or injuries, such as soreness or stiffness. If they occur, consider choosing less challenging content, shortening session duration, and taking a day or more break from use. If discomfort continues, consult a doctor.

WARNING Negative vision effects are more likely to occur in children who are younger, in earlier stages of their development, or smaller-sized, as a result of poor fit and lens adjustment or from long-session, repeated use. These include difficulty focusing, eye strain, headaches or fatigue. » **Children's Development and Virtual Content**

- Ensure that your Meta Quest fits your child properly, with the best vision adjustment possible, and that your child takes frequent breaks. » **Getting the Right Fit**

WARNING Younger children may be more susceptible to hearing damage associated with using your Meta Quest at loud levels. 

Your Meta Quest

WARNING Unauthorized hardware and software or accessories: Your Meta Quest is not designed for use with any unauthorized device, accessory, software or apps. Use with any of these or modifying or hacking your Meta Quest, software or apps may result in injury to you or others, discomfort, property damage, performance issues or damage to your Meta Quest that your warranty may not cover.

■ Accessories and replacement parts.

The Meta Quest Store offers branded accessories/replacement parts and also authorizes accessories/replacement parts for your Meta Quest.

- To find out how to identify whether an accessory/replacement part is authorized for use with your Meta Quest, visit meta.com/help/quest/authorizedparts.
- Branded and authorized accessories can help you tailor your Meta Quest to fit your preferences.

Meta Quest Care and Handling

⚠ WARNING Do not use your Meta Quest if any part of it is broken

or damaged. Contact Meta Quest Support for assistance at meta.com/help/quest.



- Do not disassemble, crush, bend, deform, puncture, shred, or put a high degree of pressure on the headset or controllers. This can cause leakage or an internal short-circuit in the batteries, resulting in overheating.
- Avoid dropping your Meta Quest. Drops can cause damage to the headset, controllers, and batteries. Inspect your Meta Quest for visual damage before each use.
- Do not place your Meta Quest in areas that may get very hot, such as in a car in high temperatures, on or near a cooking surface, cooking appliance, iron, radiator or in direct sunlight. Excessive heating can damage your Meta Quest and could cause the batteries to explode. Do not dry a wet or damp Meta Quest with an appliance or heat source such as a microwave oven, hair dryer, iron or radiator.
- Do not place any part of your Meta Quest under a pillow, blanket, clothing, or part of your body. Always ensure that the headset, power adapter, and controllers have adequate ventilation and airflow while in use or charging. Covering the headset or controllers with materials that significantly affect air flow may affect performance or lead to injury or property damage.

21

- Do not let your Meta Quest get wet or come in contact with liquids. Even though your Meta Quest may dry and appear to operate normally, battery contacts or circuitry could slowly corrode and pose a safety hazard.
- Rough handling or improper storage could lead to fractures in the lenses or the glass panels on the front of your Meta Quest, which could pose a risk of causing cuts.
- Periodically inspect your Meta Quest for damage—including the following parts—and do not use if you see or suspect damage to:
 - The headset (including lenses)
 - Electrical components (including charging contacts and ports)
 - Controllers
 - Other accessories, whether originally included with your Meta Quest or otherwise
- Do not attempt to repair any part of your Meta Quest yourself. Contact Meta Quest Support for assistance.
- To avoid damage to your Meta Quest, do not expose it to moisture, high humidity, high concentrations of dust or airborne materials, temperatures outside the operating range of 32 to 95°F (0 to 35°C) or direct sunlight.

■ Direct sunlight. Direct sunlight on lenses may damage or degrade your Meta Quest, including the optics and display.

- To avoid damage, keep your Meta Quest away from pets.
- Keep all parts of your Meta Quest clean, cleaning regularly following instructions available from Meta Quest Support.
 - Improper cleaning can damage your Meta Quest and may impair its operation, increasing the risk of injury or property damage.

System Alerts

⚠ WARNING Take immediate action if prompted by the following system alerts:

⚠ Overheating Alert. Audible and visual alerts may indicate the headset is overheating.

22

Immediately remove your headset and let it cool down before continuing use.



Sound Volume Alert. A visual alert may appear if the volume level is too high.

Lower the sound volume to reduce the risk of hearing loss.

Tracking Error Alert. A visual alert may indicate that your headset's tracking system or virtual boundaries are not operating properly or may be disabled. Remove the headset and move to a safe space. Then follow the instructions provided in your headset to address this issue.

Batteries, Charging and Temperature

Batteries and Charging



WARNING Your headset contains a rechargeable Lithium-Ion battery. Charge only in accordance with these warnings and other instructions. Your controllers may come with user-replaceable AA batteries. Use of a damaged Meta Quest or improper use of the batteries or power adapter may cause a fire, explosion, battery leakage, overheating or other hazard and result in serious injury or property damage. Do not charge or use your headset or controllers if you know or suspect that any of them are damaged. If battery fluid is leaking, do not allow the liquid to contact your skin or eyes. If contact occurs, wash the affected area with large amounts of water and seek medical assistance.

- Do not attempt to charge or use the headset or controllers if they are damaged, do not turn on after attempted charging, if they get abnormally warm when used or charged, or if the battery compartments are swollen, leaking liquid or smoking.
- Replacement
 - **Headset.** The rechargeable Lithium-Ion battery in your headset is not user replaceable or serviceable. Do not attempt to access the battery, or to open, repair or replace the battery.
 - **Controllers.** The AA controller batteries are user-replaceable. Do not attempt to open or

modify batteries. Do not mix old and new AA batteries; replace them all at the same time.

- Exhausted batteries may leak and damage your controllers. Remove exhausted batteries promptly. Remove batteries before storage or extended non-use. Promptly recycle or dispose of used batteries.
- Contact Meta Quest Support if you need battery or power management support for your Meta Quest. >> **Meta Quest Care and Handling**
- Do not use external battery packs or power sources other than those authorized by Meta Quest. >> **Unauthorized Hardware and Software or Accessories**
- Do not dispose of your Meta Quest in a fire or incinerator, as the batteries may explode when overheated. Do not store with or dispose in general waste.

Mishandling to avoid. The following could induce battery or other electrical failure in your Meta Quest (>> **Meta Quest Care and Handling**):

- Disassembling, crushing, bending, deforming, puncturing;
- Exposing to high heat or sources of heat;
- Exposing to liquids;
- Dropping; or
- Charging or using if the device does not turn on after attempted charging.

Temperature



WARNING Check the temperature of your headset and controllers periodically to prevent burns or discomfort. 

I Your headset, controllers, charging dock, and power adapter comply with applicable limits for industry surface temperature standards. Some contact points—including front surfaces—may feel warm. This is normal while in use or while charging.

- **Prolonged skin contact with a hot surface on your headset (when plugged in), controllers, or power adapter may produce skin discomfort, redness or low-temperature burns. If your headset, controllers or power adapter feel hot to the touch or are uncomfortably warm, stop using or charging and allow to cool down.**

- If you have any special medical or physical conditions that impair the ability to detect heat against your skin, take special care when using the device or charging with the power adapter. Follow any thermal warning or advisory that may appear on your headset's screen.

» System Alerts

Keep the Charging Points and Cable Clean

⚠ WARNING To avoid overheating, keep the following electrical charging points clean, dry and free of debris:

- Headset charging port and contacts;
- Headphone jack and
- Authorized power adapter, dock, and charging cables.

Periodically check these charging points to ensure that they do not show signs of corrosion or damage. Stop use and contact Meta Quest Support if corrosion/damage is visible or suspected.

Electric Shock

⚠ WARNING To reduce risk of electric shock:

- Do not modify or open any of your Meta Quest components.
- Do not charge your Meta Quest if any part of the provided or authorized cables or power adapter is torn, any wires are exposed, debris is present, or the battery compartments are damaged.
- Do not insert any metal, conductive, or any foreign objects into the charging ports, charging contacts, or charging dock.
- Do not expose your Meta Quest to water or fluid.
- Only use authorized charging docks, cables, and power adapters with your Meta Quest.

Repetitive Stress Injury

⚠ WARNING Using your Meta Quest may make your muscles, joints, neck, hand(s) or skin hurt. If any part of your body becomes tired or sore while using your Meta Quest, or if you feel symptoms such as tingling, numbness, burning or stiffness, stop and rest at least until the symptoms go away. If you continue to have symptoms during or after use, stop use. If the symptoms persist, consult a doctor.

Hearing Loss

⚠ WARNING Do not use high volume levels for prolonged periods to prevent possible permanent hearing damage. » System Alerts 

Contagious Conditions

⚠ CAUTION To avoid transferring contagious conditions, persons with contagious conditions should not share a Meta Quest, especially conditions like infections or diseases, particularly of the eyes (like pink eye), skin or scalp.

Laser

⚠ WARNING Your headset is a Class 1 laser product. Do not attempt to disassemble your headset. Attempting modifications to your headset or lasers may result in hazardous radiation exposure. » **Compliance and Regulatory Information**

Not a Medical Device

NOTICE Your Meta Quest is not a medical device, and is not intended to diagnose, treat, mitigate, cure or prevent any disease.

COMPLIANCE AND REGULATORY INFORMATION

PRODUCT SPECIFICATIONS

Headset

Model Number: S3A

Electrical Rating: 9.0V --- 3.0A

Controllers

Model Number: V6P (Left), S2Y (Right)

Electrical Rating: 1.5V

Regulatory compliance marks are located on the strap arms of the headset.

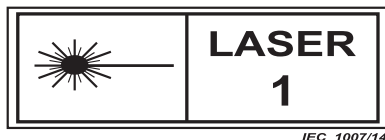
CLASS 1 CONSUMER LASER PRODUCT
EN 50689:2021

Class 1 Laser Information

This device is classified as Class 1 Laser product per IEC 60825-1 Ed.3 (2014).

Caution - Use of controls or adjustments or performance of procedures other than those specified herein may result in hazardous radiation exposure.

This device should be serviced by Meta Platforms Technologies LLC or an authorized service provider.



REGULATORY INFORMATION - US

FCC Compliance Statement: This device and its related accessories comply with part 15 of the FCC rules. Operation is subject to the following two conditions:

(1) This device may not cause harmful interference, and (2) this device must accept any interference received, including interference that may cause undesired operation.

NOTE: This equipment has been tested and found to comply with the limits for a Class B digital device, pursuant to part 15 of the FCC Rules.

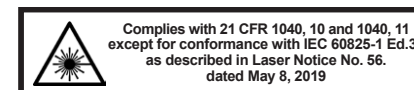
These limits are designed to provide reasonable protection against harmful interference in a residential installation. This equipment generates, uses and can radiate radio frequency energy and, if not installed and used in accordance with the instructions, may cause harmful interference to radio communications. However, there is no guarantee that interference will not occur in a particular installation. If this equipment does cause harmful interference to radio or television reception, which can be determined by turning the equipment off and on, the user is encouraged to try to correct the interference by one or more of the following measures:

- Reorient or relocate the receiving antenna.
- Increase the separation between the equipment and receiver.
- Connect the equipment into an outlet on a circuit different from that to which the receiver is connected.
- Consult the dealer or an experienced radio/TV technician for help.

FCC Caution: Changes or modifications to a device by the user that are not expressly approved by the party responsible for compliance could make the device no longer comply with the FCC Rules and void the user's authority to operate the equipment.

FCC Radiation Exposure Statement

This product complies with FCC RF radiation exposure limits set forth for an uncontrolled environment.



REGULATORY INFORMATION - CANADA

This device contains license-exempt transmitter(s)/receiver(s) that comply with Innovation, Science and Economic Development Canada's license-exempt RSS(s). Operation is subject to the following two conditions: (1) this device may not cause interference; and (2) this

device must accept any interference, including interference that may cause undesired operation of the device.

CAN ICES-003 (B)/NMB-003(B)

This device is restricted to indoor use. Operation in the band 5150-5250 MHz is only for indoor use to reduce the potential for harmful interference to co-channel mobile satellite systems. Devices shall not be used for control of or communications with unmanned aircraft systems.

ISED Radiation Exposure Statement

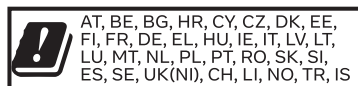
This EUT is in compliance with SAR for general population/uncontrolled exposure limits in ISED RSS-102 and had been tested in accordance with the measurement methods and procedures specified in IEEE 1528 and IEC 62209.

REGULATORY INFORMATION - UK AND EU

Meta Platforms Technologies, LLC hereby declares that this product is in compliance with the Radio Equipment Regulations 2017 (SI 2017/1206). For the full declaration of conformity, see meta.com/legal/quest/compliance/.

Meta Platforms Technologies, LLC hereby declares that this product is in compliance with the essential requirements and the other relevant provisions of Directive 2014/53/EU. For the full declaration of conformity, see meta.com/legal/quest/compliance/.

Restrictions or requirements in the UK



This device is restricted to indoor use when operating in the 5.150 to 5.350 GHz frequency range.

This device is restricted to indoor use when operating in the 5.925 to 6.425 GHz frequency range, including in trains with metal-coated windows and aircraft. Outdoor use, including in road vehicles, is not permitted.

Power Consumption

Mode	Power Consumption (in Watts)
Networked Standby Mode*	< 2 Watts

Note: * Default setting - the system will automatically enter "Networked Standby" after approximately 15 minutes of inactivity (no user interaction).

Method for activating and deactivating wireless network ports

Wi-Fi: Activate or deactivate by toggling the Wi-Fi button found under the Settings menu.

Power Adapter Specifications

Manufacturer's name for external power supply:	Meta Platforms Technologies, LLC
Address:	1 Hacker Way, Menlo Park, CA 94025, USA
Model Identifier:	MA0120 (EU), MA0121 (UK)
Input Voltage:	100-240 VAC
Input frequency:	50-60 Hz
Output Voltage:	5V, 9V
Output current:	3A (5V), 2A (9V)
Output power:	18W
Average active efficiency:	84.04% (5V), 87.04% (9V)
Efficiency at low load (10%):	80.93% (5V), 80.81% (9V)
No-load power consumption:	31mW

Radio Frequency Bands and Maximum Radio Frequency Power

Headset: Wi-Fi (2400-2483.5 MHz: <20 dBm; 5150-5250 MHz: <23 dBm; 5250-5350 MHz: <20 dBm; 5470-5725 MHz: <20 dBm; 5725-5850 MHz: <14 dBm; 5925-6425 MHz: <23 dBm); GFSK (2402-2478 MHz: <14 dBm); Bluetooth (2402-2480 MHz: <15 dBm)

Controllers: GFSK (2402-2478 MHz: <13 dBm)

RF Exposure Information

This device meets the EU requirements (1999/519/EC) and the International Commission on Non-Ionizing Radiation Protection (ICNIRP) on the limitation of exposure of the general public to electromagnetic fields by way of health protection.

LIMITED WARRANTY INFORMATION

Limited warranty found at meta.com/legal/limited-warranty or by request at address below.

The limited warranty for Australian purchasers is also provided below.

Meta Platforms Technologies Limited Warranty (the "Warranty") - Australia

Warranty provider: Meta Platforms Technologies, LLC of 1601 Willow Road, Menlo Park, CA, 94025 ("Meta", "we", or "us").

Warranty recipient: You, as a customer who has purchased a Product (as defined below) either from us or an authorized retailer or reseller ("you") in Australia. This Warranty does not apply to products purchased from any other source.

For a list of authorized retailers and resellers, please visit meta.com/retailers.

Purpose and interpretation: Purpose and interpretation: This Warranty gives you specific legal rights if there is a problem with your Product (as defined below). If you are a consumer, *this Warranty is in addition to, and does not affect any rights you have under, the consumer guarantee provisions of the Australian Consumer Law.*

Scope: This Warranty covers defects in materials and workmanship of the Meta product(s) contained in the original packaging (the "Product").

We warrant that the Product will, under normal and intended use, function substantially in accordance with our technical specifications or accompanying product documentation (the "Warranted Functionality") during the Warranty Period. If the Product needs Meta software or services to achieve the Warranted Functionality, we will make software and services available during the Warranty Period. We may update, modify or limit such software and services in our sole discretion provided we continue to maintain (or exceed) the Warranted Functionality. Product registration is not required for coverage under this Warranty.

In addition, our goods come with guarantees that cannot be excluded under the Australian Consumer Law. You are entitled to a replacement or refund for a major failure and compensation for any other reasonably foreseeable loss or damage. You are also entitled to have the goods repaired or replaced if the goods fail to be of acceptable quality and the failure does not amount to a major failure.

Duration: The duration of the Warranty is 1 year from the date of purchase or delivery of the Product, whichever is later (the "Warranty Period"). Your rights under the consumer guarantee provisions of the Australian Consumer Law may extend for a reasonable period beyond the Warranty Period.

If you have a problem: If your Product is defective, you may be entitled to a remedy under the consumer guarantee provisions of the Australian Consumer Law as outlined above or you may make a claim under this Warranty. If you make a claim under this Warranty, Meta Store Support will (at our choice) either repair or replace it, or update software or services, so that the Product substantially meets the Warranted Functionality, or provide a whole or partial refund of the price paid for the Product if none of these options are appropriate. You may contact Meta Store Support at meta.com/help. Replacements may be a new, refurbished or remanufactured product, or a product that has similar functionality.

A pre-addressed shipping label will be provided if you need to send your Product in for service.

You must enclose proof of purchase unless we verify your purchase in advance. You may be required to pay shipping costs in circumstances where your Product is not covered by this Warranty.

Unless we agree with you otherwise, the following will govern how we will provide the service under this Warranty:

When we receive the Product and it has a defect covered by this Warranty, we will repair or replace the Product to provide the Warranted Functionality, and return the repaired Product or replacement to you at our cost. We may not return the original Product in circumstances where another remedy is provided by us. When a Product or its part is replaced, such replacement becomes your property, and the replaced Product or its part becomes the property of Meta. If we provide a refund for the Product, then the Product becomes the property of Meta at the time you receive the refund. We cannot guarantee that we will be able to repair the Product without risk to or loss of programs or data, and that any replacement product will contain any data stored on the original Product. Any repaired or replaced product will be covered by this Warranty for the remainder of the original Warranty Period or 90 days following receipt of the replacement or repaired product, whichever is greater.

Without your proof of purchase, or if the Product is not covered by this Warranty, we reserve the right to return the Product to you at your cost, subject to prepayment, or, if such costs are not prepaid, keep the Product for collection by you for 30 days before it is disposed of.

Exclusions: except to the extent prohibited by law the following are not covered by this Warranty: defects which relate to (i) normal wear and tear or aging of the Product, such as discoloration or stretching; (ii) damage caused by misuse, accident (which, depending on the specific Product, may consist of accidental physical impact, exposure to liquid, food or other contaminants, etc.), neglect, improper or unauthorized repair or other modification, tampering, or use with unsuitable hardware,

software, services or third-party item(s); (iii) consumable parts, such as batteries, the performance of which normally diminishes over time, unless such failure has occurred due to a defect in materials or workmanship; (iv) cosmetic damage, such as scratches, nicks, and dents, unless caused by Meta; (v) use not in accordance with the product documentation; (vi) used or resold products, except with respect to covered Refurbished Products (as defined below) purchased or supplied directly from Meta or an authorized retailer or reseller; (vii) Products purchased from sources (including non-authorized online auctions) other than Meta or authorized retailers or resellers; (viii) non-Meta products; (ix) use in violation of any laws in effect where the Product is used; (x) a Product not currently running the latest version of Meta-issued software; (xi) features or performance parameters pertaining to any software or services beyond the Warranted Functionality; or (xii) any support services or software provided in connection with the Product.

This Warranty does not include any specific guarantees that the Product will be error-free or, regarding uptime or continued availability of data security features of software or online accounts, that any software, firmware or online sites will function uninterrupted or error-free. This limited Warranty is void if a Product is returned with removed, damaged or tampered labels or any alterations (including the unauthorized removal of any component or external cover).

This Warranty does not cover data loss; it is your responsibility to regularly back up your data. Any damages or costs related to data loss, data recovery, removal and installation are not recoverable under this Warranty.

Australian Consumer Law claims: Nothing in this Warranty operates to exclude, restrict or modify any rights or remedies to which you may be entitled under the consumer guarantee provisions of the Australian Consumer Law in relation to the Product. Meta does not otherwise provide any other implied or statutory warranties, conditions

or representations regarding the Product or any connected software or online services.

Liability: Subject to your rights under the consumer guarantee provisions of the Australian Consumer Law, except to the extent prohibited by law and regardless of whether Meta was advised of the possibility of such damages, Meta does not assume any liability for any special, indirect, incidental, punitive or consequential damages of any kind whatsoever arising from or in connection with a Product or this Warranty including but not limited to loss of profits or revenues, loss of data, loss of use of the Product or any associated equipment, cost of any replacement goods or substitute equipment, or loss of use during the period that the Product is being replaced or repaired and Meta's liability for any claim arising out of or related to this Warranty shall not exceed the price paid by you for the Product, regardless of the form of action, whether in contract, tort (including negligence), strict product liability or any other cause of action or legal or equitable theory.

Governing law: The laws of Australia govern this Warranty.

Questions and claims process: If you have any questions or a problem with your Product, please visit meta.com/help to get service, contact information and to submit a Warranty claim.

Refurbished Products: This Warranty also applies to Products which have been refurbished by Meta or a third-party authorized by Meta and purchased from Meta or an authorized retailer or reseller ("Refurbished Products"). The Warranty Period for Refurbished Products is one (1) year from the date of purchase or delivery of the Refurbished Product (whichever is later). Refurbished Products may have some minor cosmetic imperfections which are not covered by this Warranty.

Meta Platforms Technologies, LLC
1 Hacker Way, Menlo Park, CA 94025, USA

Meta Platforms Technologies Ireland Ltd.
Merrion Road, Dublin 4, D04 X2K5, Ireland

Meta Platforms Technologies UK Ltd.
10 Brock Street, Regent's Place, London NW1 3FG,
United Kingdom

meta.com/help/quest

